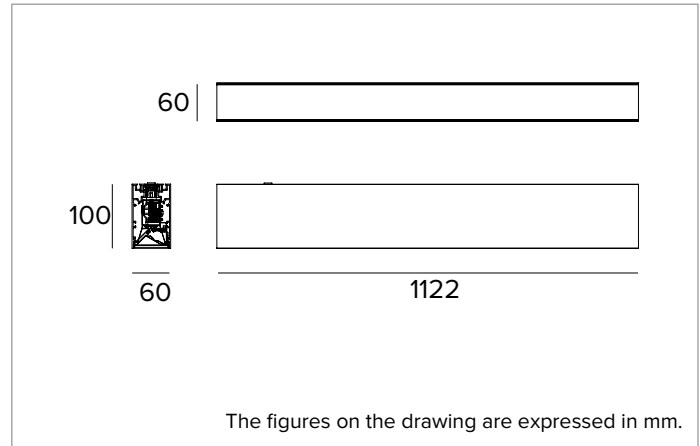


# 1T5652EL | LOGICO System - Ceiling/Suspension - Continuous light module

## Linear LED fixture for ceiling mounted or suspension system installation



	4000K	H(m)	D(m)	E <sub>max</sub> (lx)
	Ra80		106°	
Fixture Power	47W	1	2.66	1113
Source Flux	6440lm	2	5.33	278
Fixture Flux	4374lm	3	7.99	124
Efficacy	93lm/W	4	10.65	70
TS994	I <sub>max</sub> =173cd/klm	I <sub>max</sub>	1113cd	5
			13.32	45



### SOURCE

LED Engine made of linear LED boards Ra80. Tunable White version available on request.

**Energy efficiency class:** D

**Nominal power:** 42W

**Nominal flux:** 6440lm

**Colour rendering index:** 80

**Rf:** 82.6

**Rg:** 95.7

**CCT nominal:** 4000K

**SDCM:** 3

**Lifetime (L80/B10):** >50000h tq +25°C

### ILLUMINOTECHNICAL CHARACTERISTICS

Direct/indirect emission. Diffused light with opal screen - Highly reflective brushed aluminium reflector and opaline polycarbonate screen.

**Emission:** UP-DOWN OPAL

**Optical efficiency:** 68%

**Fixture flux:** 4374lm

**Luminous efficacy:** 93lm/W

**Photobiological safety:** Compliant with RG1 low risk group

### MECHANICAL CHARACTERISTICS

White painted extruded aluminium body, available in four different lengths. Magnetic installation system to mount the light unit into the housing complete with an anti-fall safety cable.

**Colour and finish:** Deep black

**Dimensions:** L=1122mm

**Weight:** 4Kg

**Version:** LINEAR

**Degree of protection:** IP20

### ELECTRICAL CHARACTERISTICS

Integrated electronic ON-OFF power supply. Complete with electrical cables to guarantee feeding continuity (max 2kW for ceiling and recessed versions; max 0,6kW for the suspended version). Emergency Pack available on request. Luminaire compliant with EN 60598-2-22 for power supply from a centralised emergency system CPSS (Central Power Supply System), not incorporated in the luminaire - high risk areas excluded. The default power and flux are 100% in AC and 100% in DC.

**Fixture Power:** 47W

**Power supply:** 220-240Vac 50/60Hz

**Insulation Class:** CLASS 1

**Type of driver / Control:** ON-OFF

**Driver included:** YES

**Class F:** YES

**SAFE FLICKER:** PstLM=<1 and SVM=<0.4 (IEC TR 61547-1 and IEC TR 63158), to ensure a more comfortable and safe light

**Ambient temperature:** 0°C / +25°C

### INSTALLATION

For linear configurations complete with a special connector to attach to the power supply. For other configurations accessorise with special X, T and L connectors. To be completed with mounting systems and end caps.

### NOTES

110-277Vac version available on request.

### REGULATIONS AND CERTIFICATIONS

ENEC.

### WARRANTY

5 years.

### WARNING

Luminaire designed for disposal/recycling at end-of-life. Replaceable (LED only) light source by a professional. Replaceable control gear by a professional.

Due to the technological evolution of the electronic components, the data provided may be updated, and as such, confirmation must be requested during the order process.

Luminous flux and power supply have +/-10% tolerances with respect to the indicated value. tq +25°C (CIE 121).

We reserve the right to make technical changes.

Targetti Sankey S.r.l.  
Via Pratese, 164  
50145 Firenze - Italy  
Tel: +39 055 37911  
targetti.com  
targetti@targetti.com

CCIAA Firenze  
Share Capital:  
€ 500.000,00  
VAT N. (IT):  
01537660480  
R.E.A: FI-275656

**TARGETTI**

# 1T5652EL | LOGICO System - Ceiling/Suspension - Continuous light module

## Linear LED fixture for ceiling mounted or suspension system installation

### Related codes

#### End Caps



Colour	Code
--------	------

●	<b>1T5938</b>
---	---------------

End caps for Ceiling Mounted and Suspension.  
2x

#### Suspension



L mm	Colour	Code
------	--------	------

2000	●	<b>1T5900</b>
------	---	---------------

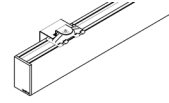
4000	●	<b>1T5903</b>
------	---	---------------

Suspension cable.

To be ordered in the following quantities for every fixture length: 1 for 281mm version, 2 for the 562 / 1122 / 1682mm version, 3 for the 3364mm version, 3 for the L/T version and 4 for the X version.

Suspension cable compatible with ceiling or wall installations, even inclined.

#### Mounting System



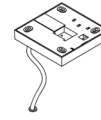
Colour	Code
--------	------

●	<b>1T6920</b>
---	---------------

Wall installation: painted metal bracket.

To be ordered in the following quantities for every fixture length: 1 for 281mm version, 2 for the 562 / 1122 / 1682mm version, 3 for the 3364mm version.

#### Power Supply Kit



L mm	Driver	Colour	Code
------	--------	--------	------

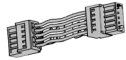
4000	ON-OFF	●	<b>1T5906EL</b>
------	--------	---	-----------------

Suspension installation kit: power cable complete with a painted polycarbonate rosette.

Max 0.6kW.

### Accessories

#### Electrical Connector



Code
------

<b>1T5911</b>
---------------

Linear electrical connector.  
EL/DALI.

Due to the technological evolution of the electronic components, the data provided may be updated, and as such, confirmation must be requested during the order process.

Luminous flux and power supply have +/-10% tolerances with respect to the indicated value. tq +25°C (CIE 121).

We reserve the right to make technical changes.

Targetti Sankey S.r.l.  
Via Pratese, 164  
50145 Firenze - Italy  
Tel: +39 055 37911  
targetti.com  
targetti@targetti.com

CCIAA Firenze  
Share Capital:  
€ 500.000,00  
VAT N. (IT):  
01537660480  
R.E.A: FI-275656

**TARGETTI**